

OSI

Outgassing Services International
2224-H Old Middlefield Way, Mountain View, CA 94043 USA
Phone +1 650 960 1390 Fax +1 650 960 1388
garrett@osilab.com

Outgassing Measurements on Aeroglaze Black Paint

Prepared for:

Gerald Griffith

JAMSS America

16055 Space Center Boulevard
Suite 240

Houston, TX 77062

(281) 461-3700

griffith@jamssamerica.com

Reference No.: JAM010203-3

Purchase Order: 03-001

Prepared by:

*Jeff Garrett
January 22, 2003*

Limitation of Liability:

OSI shall not be liable for any loss or damage arising out of services whether by way of negligence or breach of contract or otherwise, in any amount greater than the amount billed to the customer for the work leading to the claim of the customer. All claims must be received in writing within forty-five (45) days after delivery of the service report or such claim shall be deemed as waived.

ASTM E 1559
Outgassing/Deposition Kinetics Test

Test Method

The material sample is placed in a temperature-controlled effusion cell in a vacuum chamber. Outgassing flux leaving the effusion cell orifice impinges on four QCMs which are controlled at selected temperatures. One of the QCMs is at 80 K to collect essentially all the impinging species. The total mass loss (TML) and outgassing rate from the sample are determined as functions of time from the mass deposited on this QCM and the sample-to-QCM view factor. The percent of outgassing species which are condensable on higher temperature surfaces is referred to as Volatile Condensable Material (VCM) and is measured as a function of time from the mass collected on the warmer QCMs, which are temperature-controlled appropriately. The QCMs and effusion cell are surrounded by liquid nitrogen shrouds to ensure that the molecular flux impinging on the QCMs is due only to the sample in the effusion cell.

After the isothermal outgassing test, a QCM thermogravimetric analysis (QTGA) is performed on the collected outgassed species. The QCMs are heated at a controlled rate from their base temperatures to 398 K in order to volatilize the collected species. During this QCM heat-up the mass remaining on the QCMs is measured as a function of time and temperature.

In general, the species condensed on the QCMs have different evaporation characteristics (volatilities) and hence will leave a QCM surface at different temperatures during QTGA. Therefore, QTGA data are characterized by temperature regimes in which the deposit mass remaining on the QCM decreases due to evaporation of a particular species, separated by temperature regimes in which no species evaporate. The number of temperature regimes in which species are evaporating from the QCM indicates the number of major groups of species that were present in the outgassing flux. The relative amount of a given species in the outgassing flux can be estimated from the ratio of the mass loss associated with the evaporation of that species to the total deposit mass on the QCM. QTGA also provides an effective means for cleaning the QCM surfaces before subsequent outgassing tests.

The species outgassed from the sample during the isothermal test, and evaporating from the QCM during the QTGA also are monitored using a mass spectrometer. While the QCMs provide quantitative outgassing and deposition data, the mass spectrometer records the intensities of mass peaks which aid in the identification of the outgassed species.

Test Parameters

Outgassing testing was performed using the following chamber and test parameters.

- Chamber pressures were 10^{-10} to 10^{-8} torr
- View factor from a QCM to the sample was 415.02 cm^2
- Sensitivity of each of the four QCMs was $4.43 \times 10^{-9} \text{ g/cm}^2/\text{Hz}$

ASTM E 1559
Outgassing/Deposition Kinetics Test

Test Sample:

Aeroglaze Black Paint

Material Description:

The material consisted of three rectangular aluminum substrates coated with black paint on one side and the edges. Sample serial numbers were engraved into the unpainted side of the aluminum substrates. Only two of these painted aluminum substrates would be used in the outgassing test. The third piece was kept as a backup sample.

Material Packaging:

Each of the painted substrates was wrapped in foil then single-bagged in a clear plastic zip-lock bag. These samples were then packaged in another zip-lock bag which contained a note having the sample name, serial number, and substrate weight information.

Sample Description:

One of the coated substrates (IHI No.1) was 2.008 inches by 2.010 inches by 0.011 inches thick and weighed 1.30055 g. The initial substrate mass for this piece was 0.699369 g giving a net initial sample weight of 0.60118 g. The second coated substrate (IHI No.2) was 1.995 inches by 1.985 inches by 0.011 inches thick and weighed 1.25853 g. The initial substrate mass for this piece was 0.691836 g giving a net initial sample weight of 0.56669 g. The two painted substrates were placed in the effusion cell and tested together as one sample. The sample area listed below includes only the one painted side of the substrates and their edges.

Material Supplier:

The sample was supplied by Takeshi Nagano in the Utilization & Engineering Department of JAMSS in Japan.

Sample Preconditioning:

The sample was tested with no additional preconditioning.

Sample Area:	52.7 cm ²
Mass of Sample:	1.16788 grams
Sample Temperature:	46.0 °C
Test Duration:	144 hr
QCM Temperatures:	80 K 233 K 263 K 298 K
Isothermal Data File:	JAN1403A
QTGA Data File:	JAN2003Q

Isothermal Test - QCM Data:

QCM data from the end of the outgassing test are summarized in Table 1.

Table 1

	($\mu\text{g}/\text{cm}^2$)		(%)		(% of TML)
80 K TML =	1195.99	=	5.3992	=	100.0
233 K VCM =	1.00	=	0.0045	=	0.1
263 K VCM =	0.21	=	0.0009	=	0.0
298 K VCM =	0.15	=	0.0007	=	0.0

Total outgassing rate data for the sample were calculated by differentiating the data obtained from the 80 K QCM. Figures showing these total outgassing rate data as a function of test time are attached. These outgassing rates are for species condensable at 80 K and so would not include certain gases such as nitrogen and oxygen.

QCM Thermogravimetric Analysis - QCM Data:

The QTGA test data can be used to determine the relative amounts of the species outgassed. As the temperature of the 80 K QCM is increased during QTGA, the collected species will evaporate from the QCM in order of their relative volatilities. The attached QTGA data are plotted as evaporation rate from the QCM as a function of QCM temperature.

Mass Spectrometer Data:

Data from the in situ mass spectrometer are sometimes used to help identify the outgassed species. Identification of outgassed species is not within the normal scope of work for this testing and is not ordinarily pursued because of the analysis time required. However, observations on some of the species that are contributing to the outgassing flux from the sample have been noted below. Species identifications are based on engineering and chemistry experience and have not been confirmed by comparison with standards.

Species observed in the outgassing flux are listed below.

<u>Species</u>	<u>Relative Abundance</u>	<u>Characteristic Ions (m/z)</u>
water	major	18
xylenes	minor	39, 51, 77, 91, 106
propyleneglycol monomethyl ether	amoderate	29, 43, 45, 58, 72, 87
glycidyl isopropyl ether	major	29, 43, 45, 59, 73, 101
butylated hydroxytoluene - BHT (antioxidant)	minor	57, 105, 145, 177, 189, 205, 220

The water, propyleneglycol monomethyl ether acetate, and glycidyl isopropyl ether were still present in the outgassing flux at the end of the 144-hour test.

Attachments:

- Figs. 1(a-b). Total Mass Loss from the Sample as a Function of Test Time.
(Species Condensable on the 80 K QCM)
- Figs. 2(a-b). Volatile Condensable Material from the Sample on the Warmer QCMs
as a Function of Test Time.
- Figs. 3(a-b). Total Outgassing Rate for the Sample as a Function of Test Time.
(Species Condensable on the 80 K QCM)
- Figs. 4(a-b). QTGA Data: Evaporation Rate from the 80 K QCM of the Collected
Outgassed Material as a Function of QCM Temperature.

Aeroglaze Black Paint at 46.0°C.

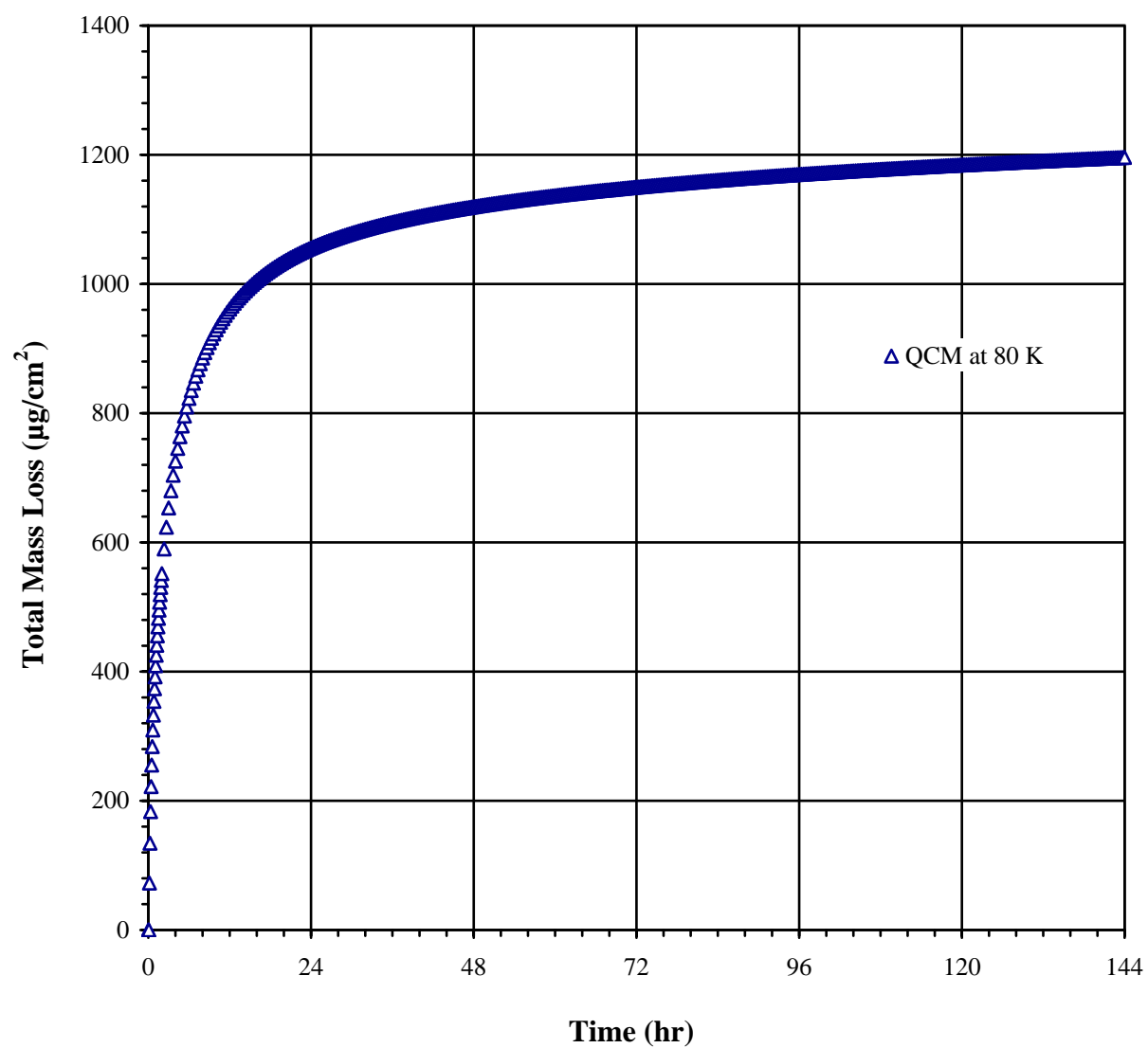


Fig. 1(a)

Aeroglaze Black Paint at 46.0°C.

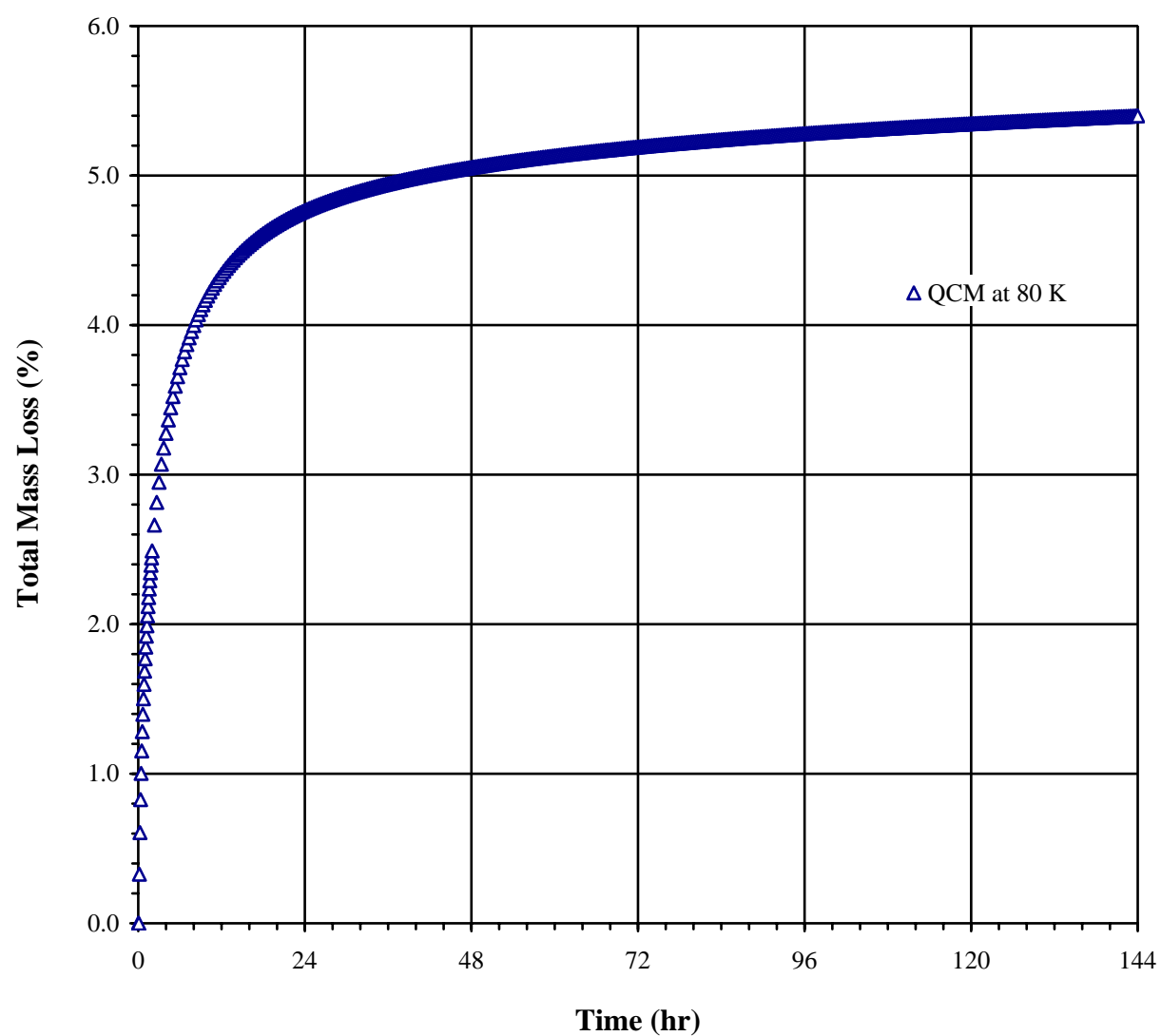


Fig. 1(b)

Aeroglaze Black Paint at 46.0°C.

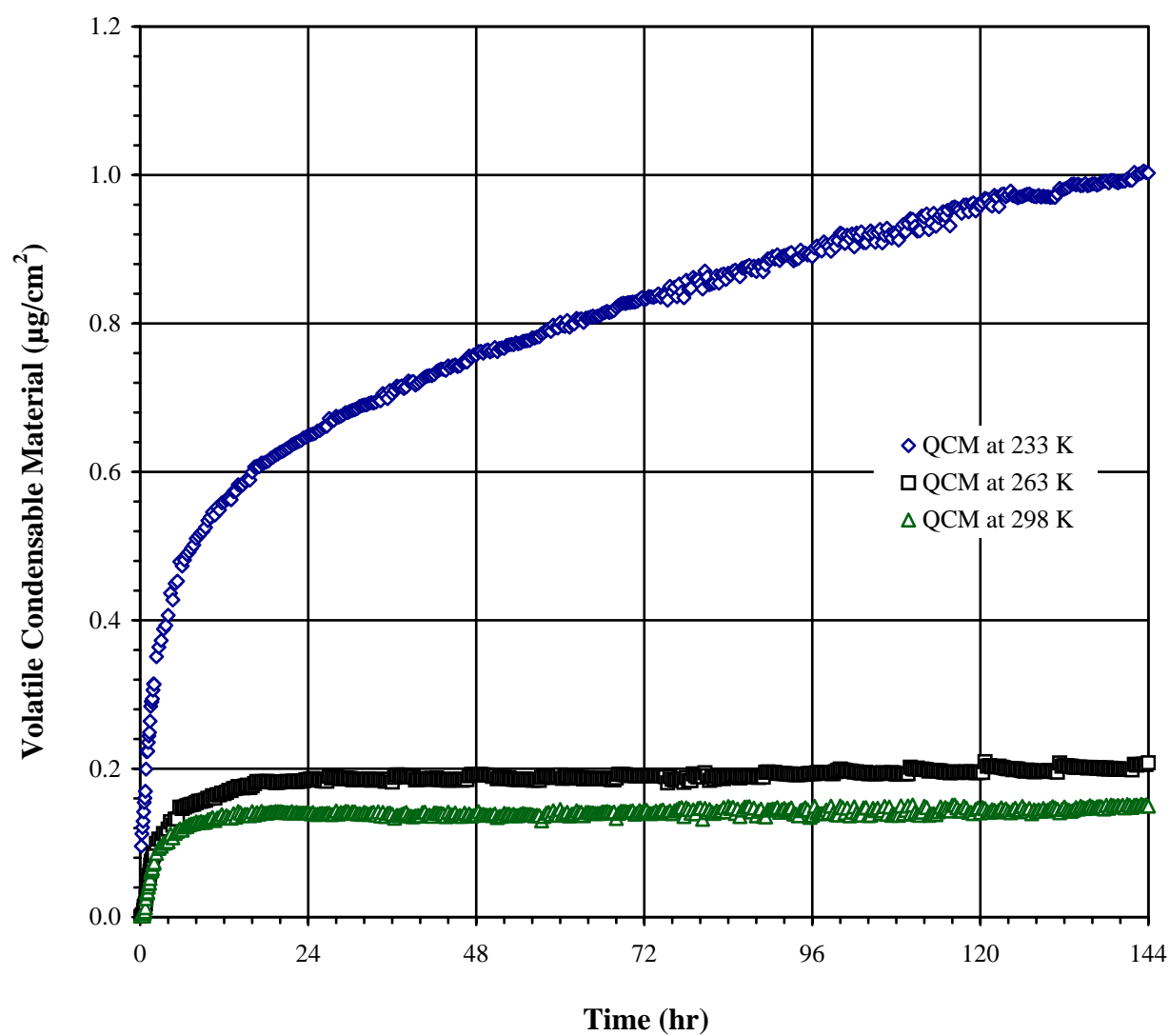


Fig. 2(a)

Aeroglaze Black Paint at 46.0°C.

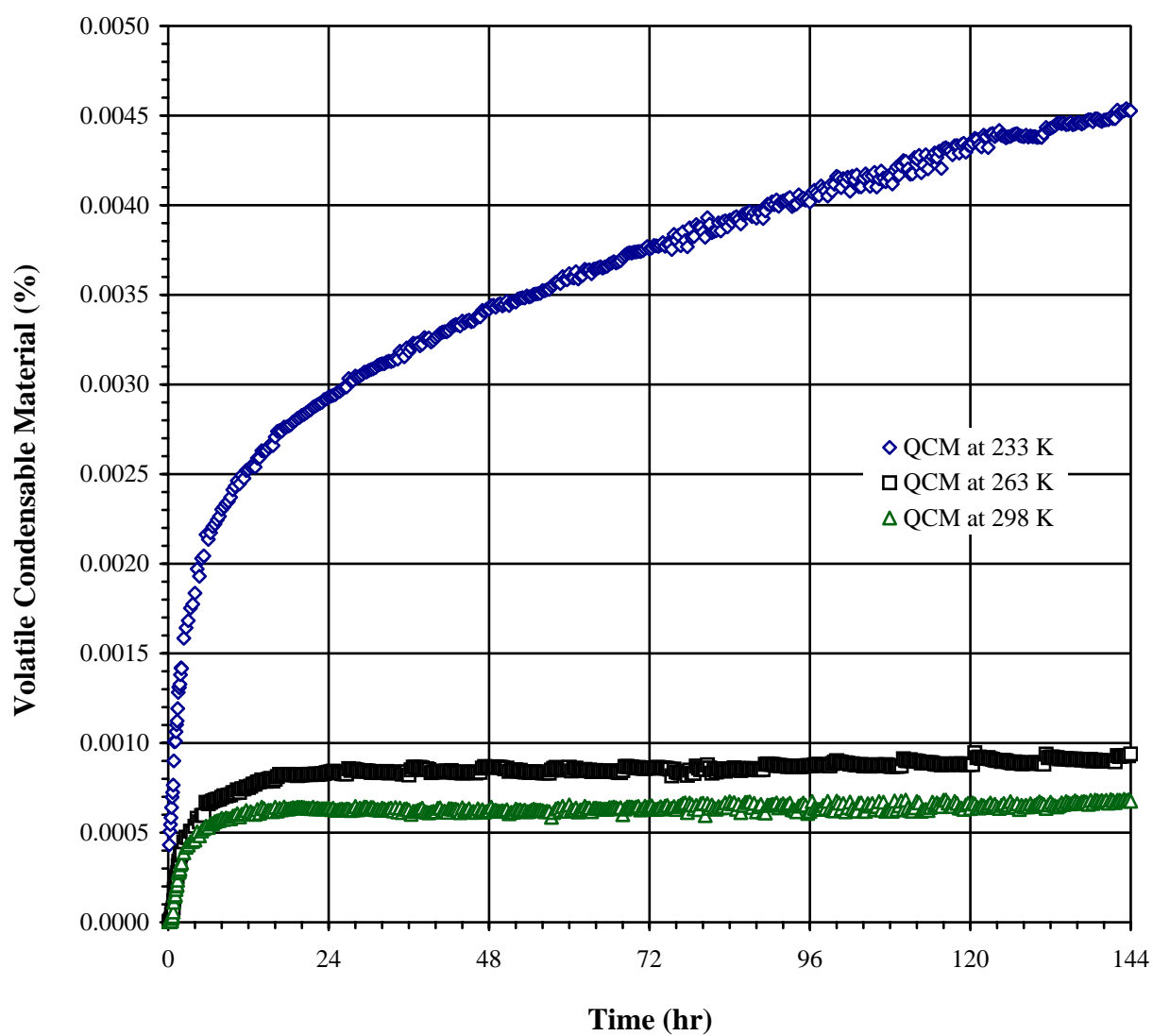


Fig. 2(b)

Aeroglaze Black Paint at 46.0°C.

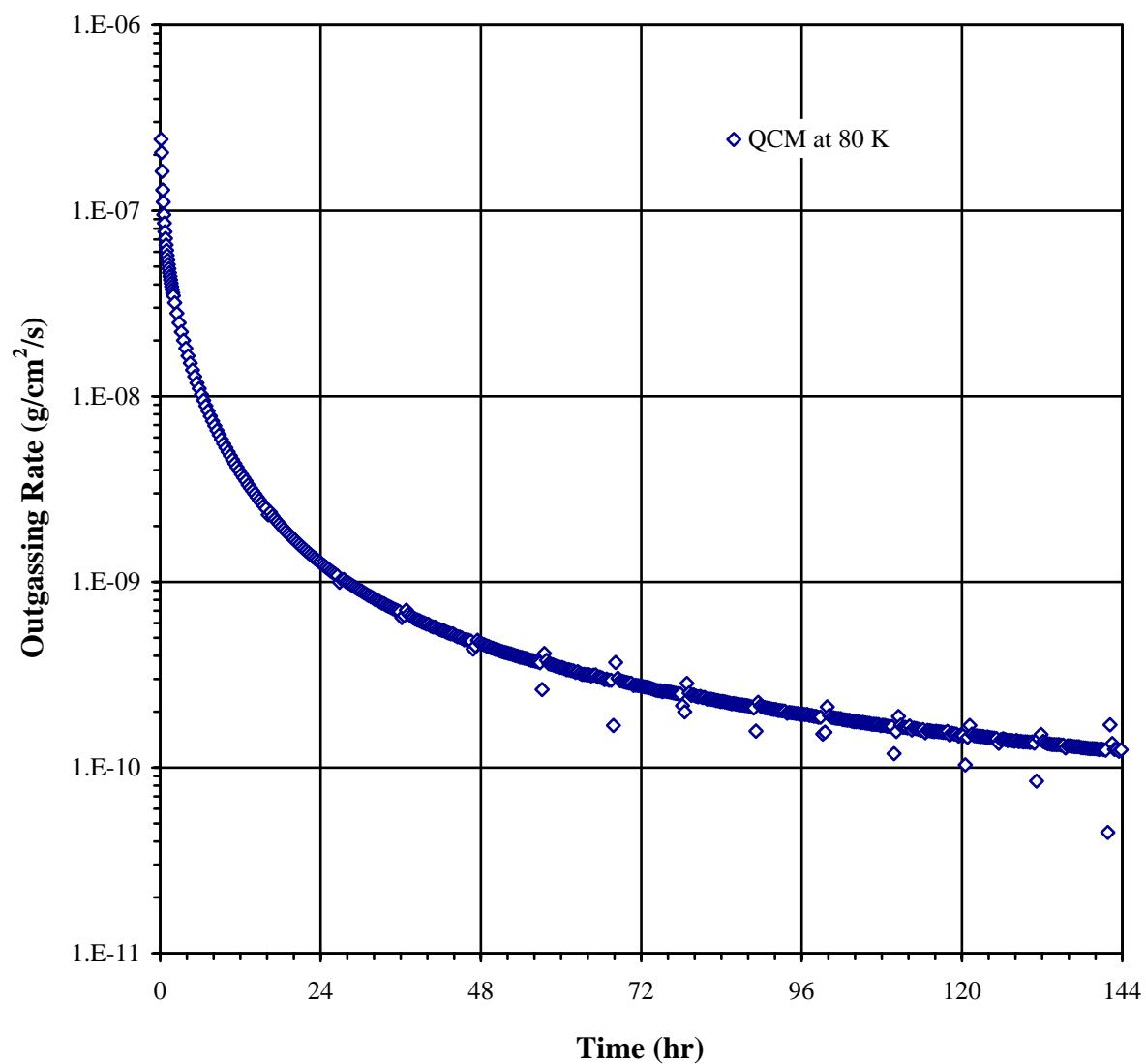


Fig. 3(a)

Aeroglaze Black Paint at 46.0°C.

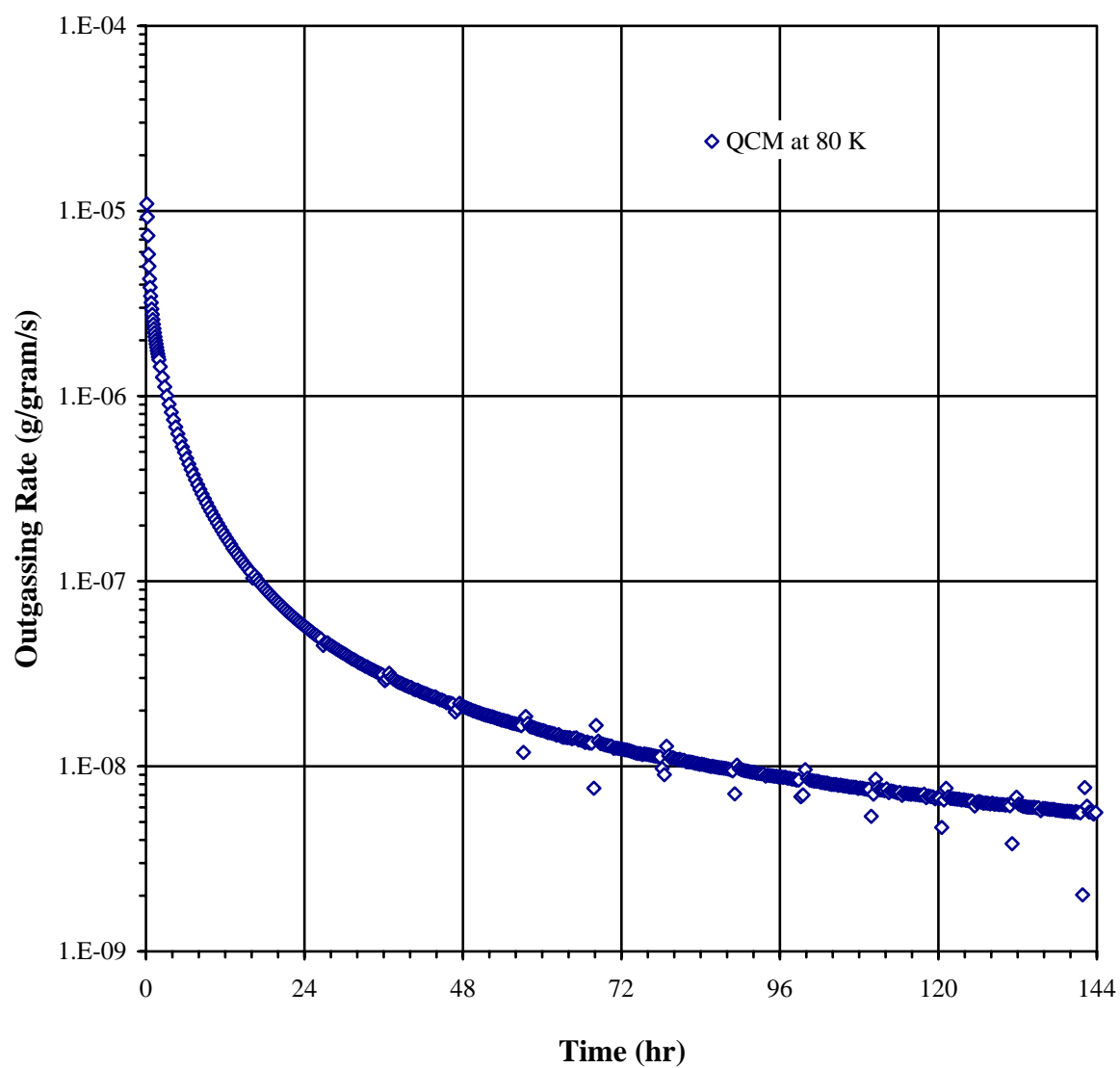


Fig. 3(b)

QTGA after Aeroglaze Black Paint at 46.0°C.

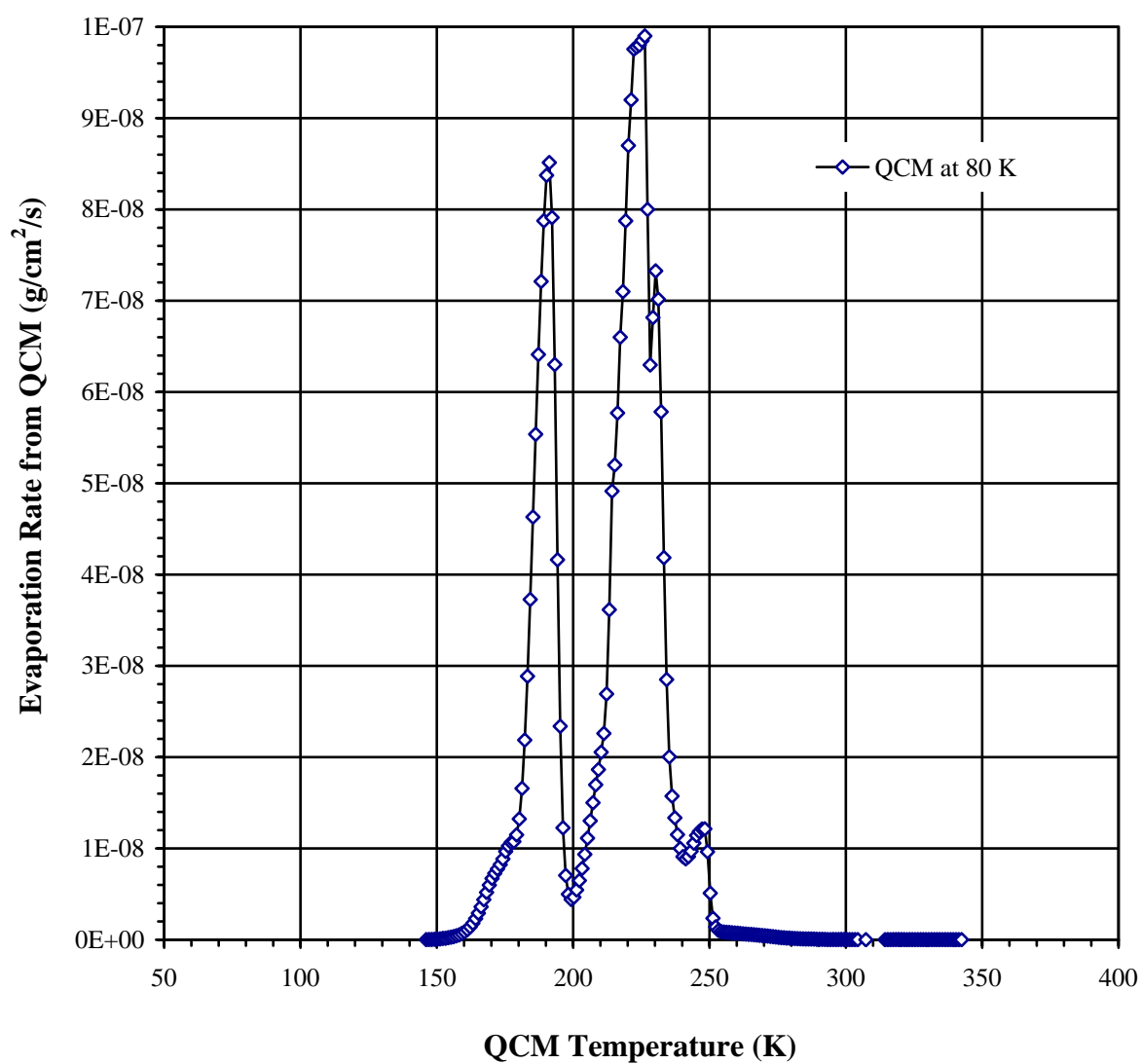


Fig. 4(a)

QTGA after Aeroglaze Black Paint at 46.0°C.

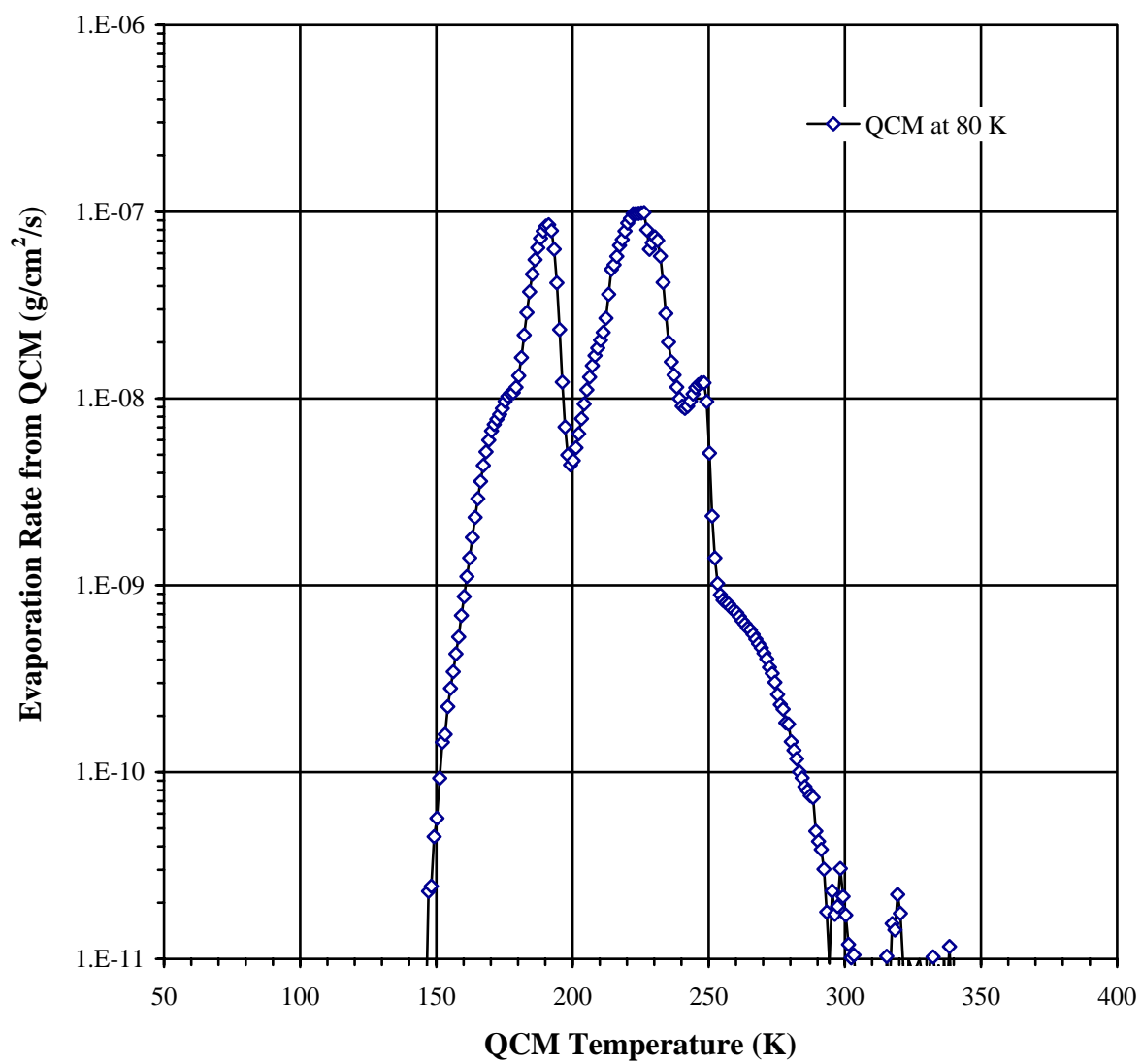


Fig. 4(b)