

# OSI

*Outgassing Services International*  
2224-H Old Middlefield Way, Mountain View, CA 94043-2421  
Phone (650) 960-1390 Fax (650) 960-1388

*garrett@osilab.com*

## **Outgassing Measurements on NOVA #500 Astrowhite Paint**

*Prepared for:*

Reference No.: JAM042302-3  
Purchase Order: 02-001

*Prepared by:*

*Jeff Garrett  
July 15, 2002*

### **Limitation of Liability:**

OSI shall not be liable for any loss or damage arising out of services whether by way of negligence or breach of contract or otherwise, in any amount greater than the amount billed to the customer for the work leading to the claim of the customer. All claims must be received in writing within forty-five (45) days after delivery of the service report or such claim shall be deemed as waived.

## ASTM E 1559 Outgassing/Deposition Kinetics Test

### Test Method

The material sample is placed in a temperature-controlled effusion cell in a vacuum chamber. Outgassing flux leaving the effusion cell orifice impinges on four QCMs which are controlled at selected temperatures. One of the QCMs is at 80 K to collect essentially all the impinging species. The total mass loss (TML) and outgassing rate from the sample are determined as functions of time from the mass deposited on this QCM and the sample-to-QCM view factor. The percent of outgassing species which are condensable on higher temperature surfaces is referred to as Volatile Condensable Material (VCM) and is measured as a function of time from the mass collected on the warmer QCMs, which are temperature-controlled appropriately. The QCMs and effusion cell are surrounded by liquid nitrogen shrouds to ensure that the molecular flux impinging on the QCMs is due only to the sample in the effusion cell.

After the isothermal outgassing test, a QCM thermogravimetric analysis (QTGA) is performed on the collected outgassed species. The QCMs are heated at a controlled rate from their base temperatures to 398 K in order to volatilize the collected species. During this QCM heat-up the mass remaining on the QCMs is measured as a function of time and temperature.

In general, the species condensed on the QCMs have different evaporation characteristics (volatilities) and hence will leave a QCM surface at different temperatures during QTGA. Therefore, QTGA data are characterized by temperature regimes in which the deposit mass remaining on the QCM decreases due to evaporation of a particular species, separated by temperature regimes in which no species evaporate. The number of temperature regimes in which species are evaporating from the QCM indicates the number of major groups of species that were present in the outgassing flux. The relative amount of a given species in the outgassing flux can be estimated from the ratio of the mass loss associated with the evaporation of that species to the total deposit mass on the QCM. QTGA also provides an effective means for cleaning the QCM surfaces before subsequent outgassing tests.

The species outgassed from the sample during the isothermal test, and evaporating from the QCM during the QTGA also are monitored using a mass spectrometer. While the QCMs provide quantitative outgassing and deposition data, the mass spectrometer records the intensities of mass peaks which aid in the identification of the outgassed species.

### Test Parameters

Outgassing testing was performed using the following chamber and test parameters.

- Chamber pressures were  $10^{-10}$  to  $10^{-8}$  torr
- View factor from a QCM to the sample was  $415.02 \text{ cm}^2$
- Sensitivity of each of the four QCMs was  $4.43 \times 10^{-9} \text{ g/cm}^2/\text{Hz}$

### References

- ASTM E 1559, "Standard Test Method for Contamination Outgassing Characteristics of Spacecraft Materials."
- J.W. Garrett, A.P.M. Glassford, and J. M. Steakley, "ASTM E1559 Method for Measuring Material Outgassing/Deposition Kinetics", Journal of the IEST, pp. 19-28, Jan/Feb 1995
- A.P.M.Glassford and J.W.Garrett, "Characterization of Contamination Generation Characteristics of Satellite Materials", Final Report WRDC-TR-89-4114, Jun 82 - Aug 89

**ASTM E 1559**  
**Outgassing/Deposition Kinetics Test**

**Test Sample:**

NOVA #500 Astrowhite Paint

**Material Description:**

The material consisted of 2 rectangular aluminum substrates coated with NOVA white paint on one side. The paint is manufactured by Nihon Paint and has a rough, white finish.

**Material Packaging:**

Each of the painted substrates was double-bagged in heat-sealed clear plastic "MagicCut" bags.

**Sample Description:**

One NOVA coated substrate (#001) was 1.970 inches by 1.986 inches by 0.034 inches thick and weighed 5.39251 g. The initial substrate mass for #001 was 4.049554 g giving a net initial sample weight of 1.34296 g. The second NOVA coated substrate (#002) was 1.970 inches by 1.986 inches by 0.034 inches thick and weighed 5.37190 g. The initial substrate mass for #002 was 3.991305 g giving a net initial sample weight of 1.38060 g. Both painted substrates were placed in the effusion cell and tested together as one sample. The sample area listed below includes only the one painted side of the substrates and no edges.

**Material Supplier:**

The sample was supplied by Jim Tokunaga in the Utilization & Engineering Department of JAMSS in Japan.

**Sample Preconditioning:**

The sample was tested with no additional preconditioning.

**Sample Area:** 50.3 cm<sup>2</sup>

**Mass of Sample:** 2.72355 grams

**Sample Temperature:** 63 °C

**Test Duration:** 144 hr

**QCM Temperatures:** 80 K 233 K 263 K 298 K

**Isothermal Data File:** JUL0402G

**QTGA Data File:** JUL1002R

**Isothermal Test - QCM Data:**

QCM data from the end of the outgassing test are summarized in Table 1.

**Table 1**

	( $\mu\text{g}/\text{cm}^2$ )	(%)	(% of TML)
80 K TML =	49.42	= 0.0913	= 100.0
233 K VCM =	5.28	= 0.0098	= 10.7
263 K VCM =	0.59	= 0.0011	= 1.2
298 K VCM =	0.04	= 0.0001	= 0.1

Total outgassing rate data for the sample were calculated by differentiating the data obtained from the 80 K QCM. Figures showing these total outgassing rate data as a function of test time are attached. These outgassing rates are for species condensable at 80 K and so would not include certain gases such as nitrogen and oxygen.

**QCM Thermogravimetric Analysis - QCM Data:**

The QTGA test data can be used to determine the relative amounts of the species outgassed. As the temperature of the 80 K QCM is increased during QTGA, the collected species will evaporate from the QCM in order of their relative volatilities. The attached QTGA data are plotted as evaporation rate from the QCM as a function of QCM temperature.

**Mass Spectrometer Data:**

Data from the in situ mass spectrometer are sometimes used to help identify the outgassed species. Identification of outgassed species is not within the normal scope of work for this testing and is not ordinarily pursued because of the analysis time required. However, observations on some of the species that are contributing to the outgassing flux from the sample have been noted below. Species identifications are based on engineering and chemistry experience and have not been confirmed by comparison with standards.

Species observed in the outgassing flux are listed below.

<u>Species</u>	<u>Relative Abundance</u>	<u>Characteristic Ions (m/z)</u>
water	major	18
unidentified species	minor	56, 75
hydrocarbons	minor	55, 57, 69, 71, 83, 85, 97, 99, 111, 113
unidentified species	minor	91, 99, 105, 155, 173
phthalates (plasticizers)	minor	149
polydimethyl silicones	moderate	73, 147, 221, 281, 327, 355, 401, 461
diethylhexyl phthalate	minor	149, 167, 279

The water, polydimethyl silicones and diethylhexyl phthalate were still present in the outgassing flux at the end of the 144-hour test.

**Attachments:**

- Figs. 1(a-b). Total Mass Loss from the Sample as a Function of Test Time.  
(Species Condensable on the 80 K QCM)
- Figs. 2(a-b). Volatile Condensable Material from the Sample on the Warmer QCMs  
as a Function of Test Time.
- Figs. 3(a-b). Total Outgassing Rate for the Sample as a Function of Test Time.  
(Species Condensable on the 80 K QCM)
- Figs. 4(a-b). QTGA Data: Evaporation Rate from the 80 K QCM of the Collected  
Outgassed Material as a Function of QCM Temperature.

NOVA #500 Astrowhite Paint at 63°C.

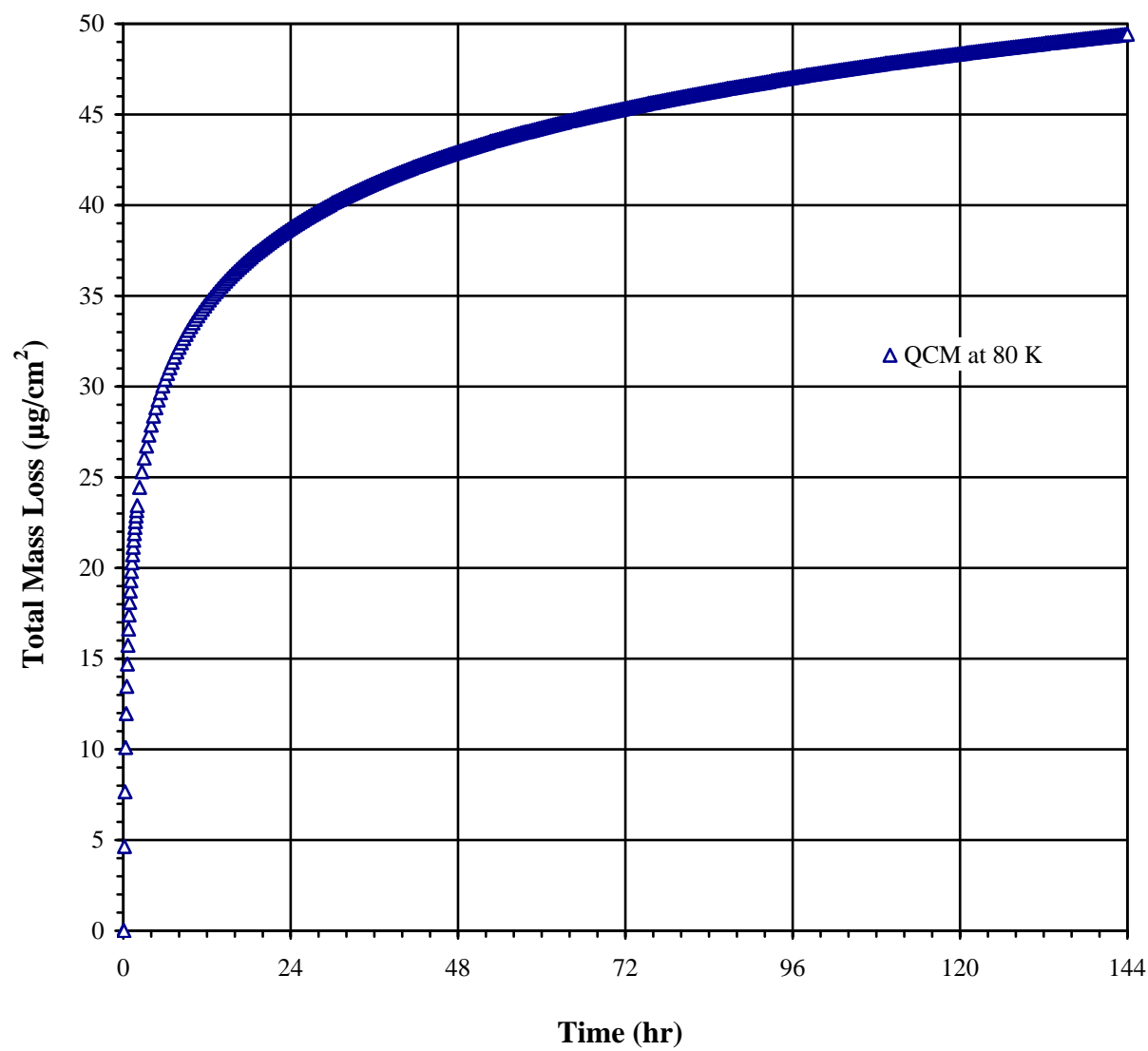
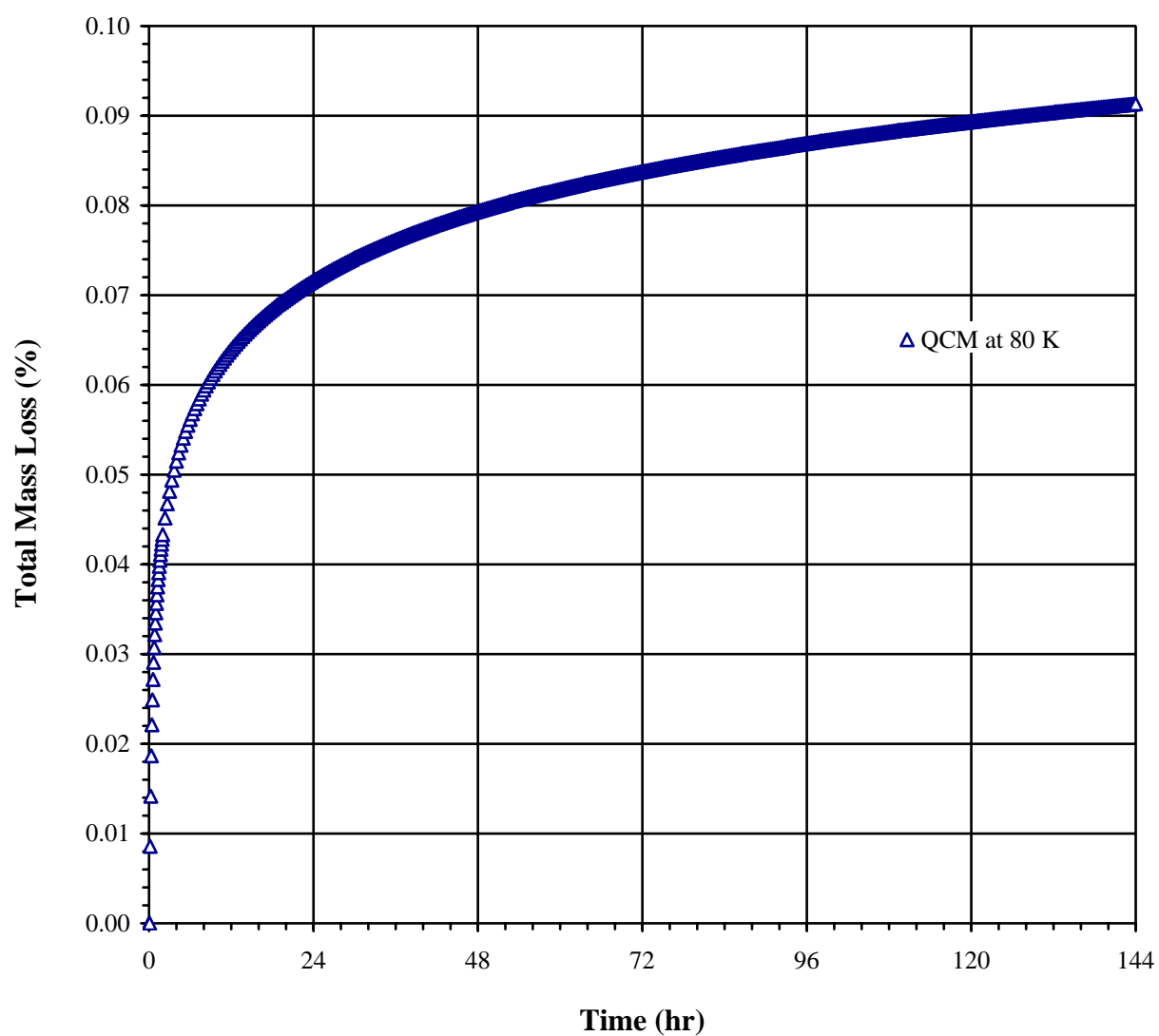


Fig. 1(a)

**NOVA #500 Astrowhite Paint at 63°C.**



**Fig. 1(b)**

NOVA #500 Astrowhite Paint at 63°C.

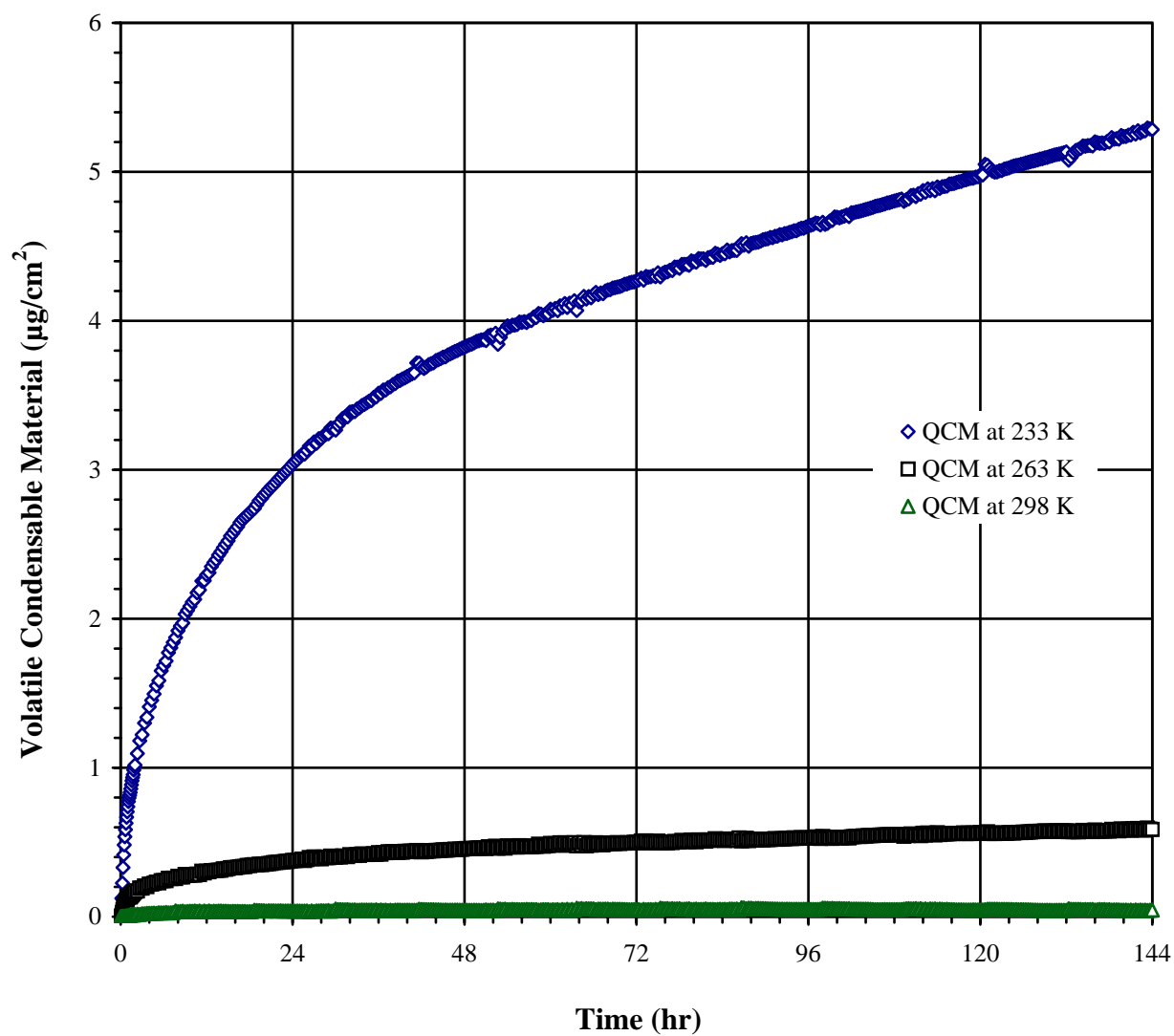
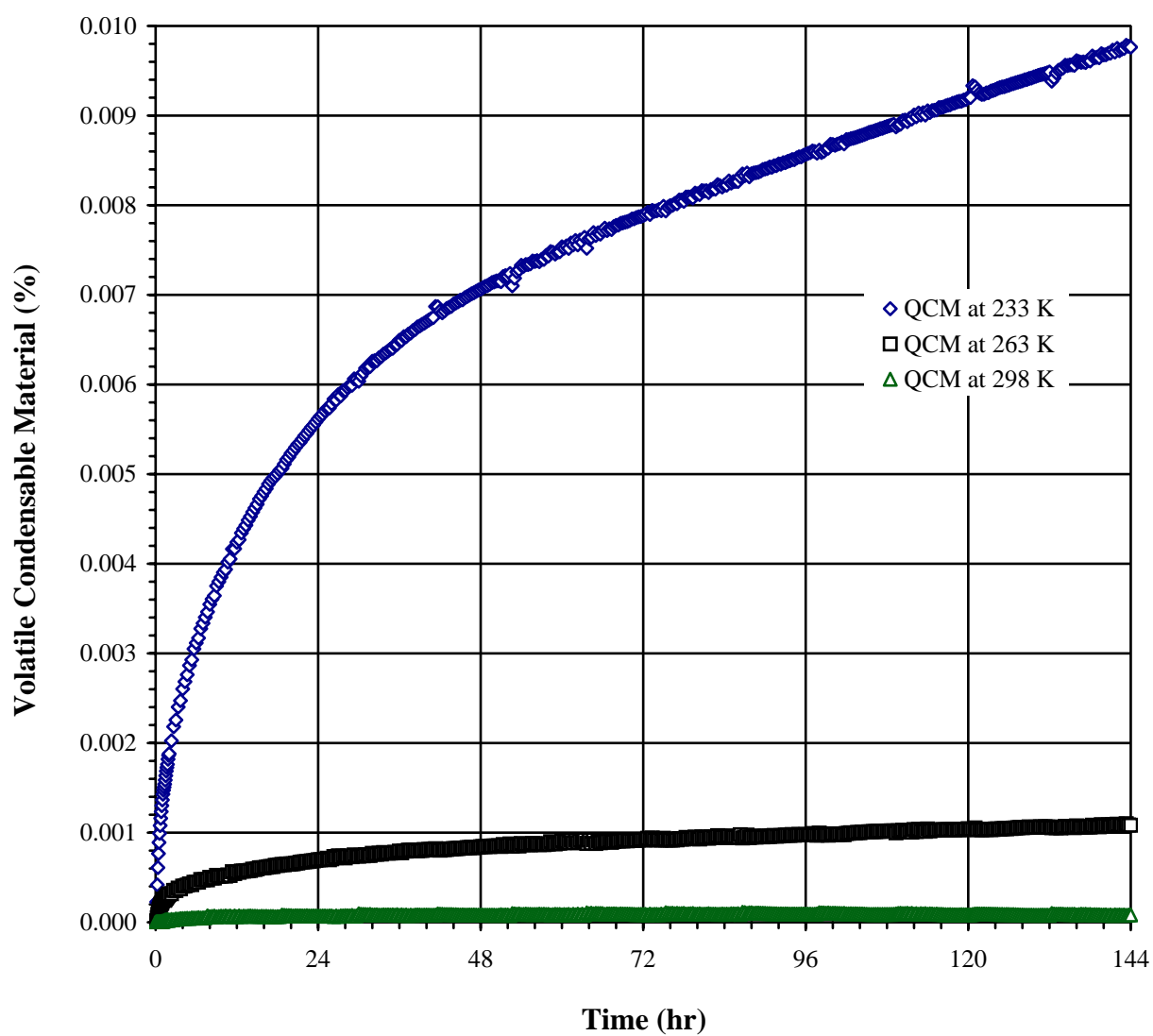


Fig. 2(a)

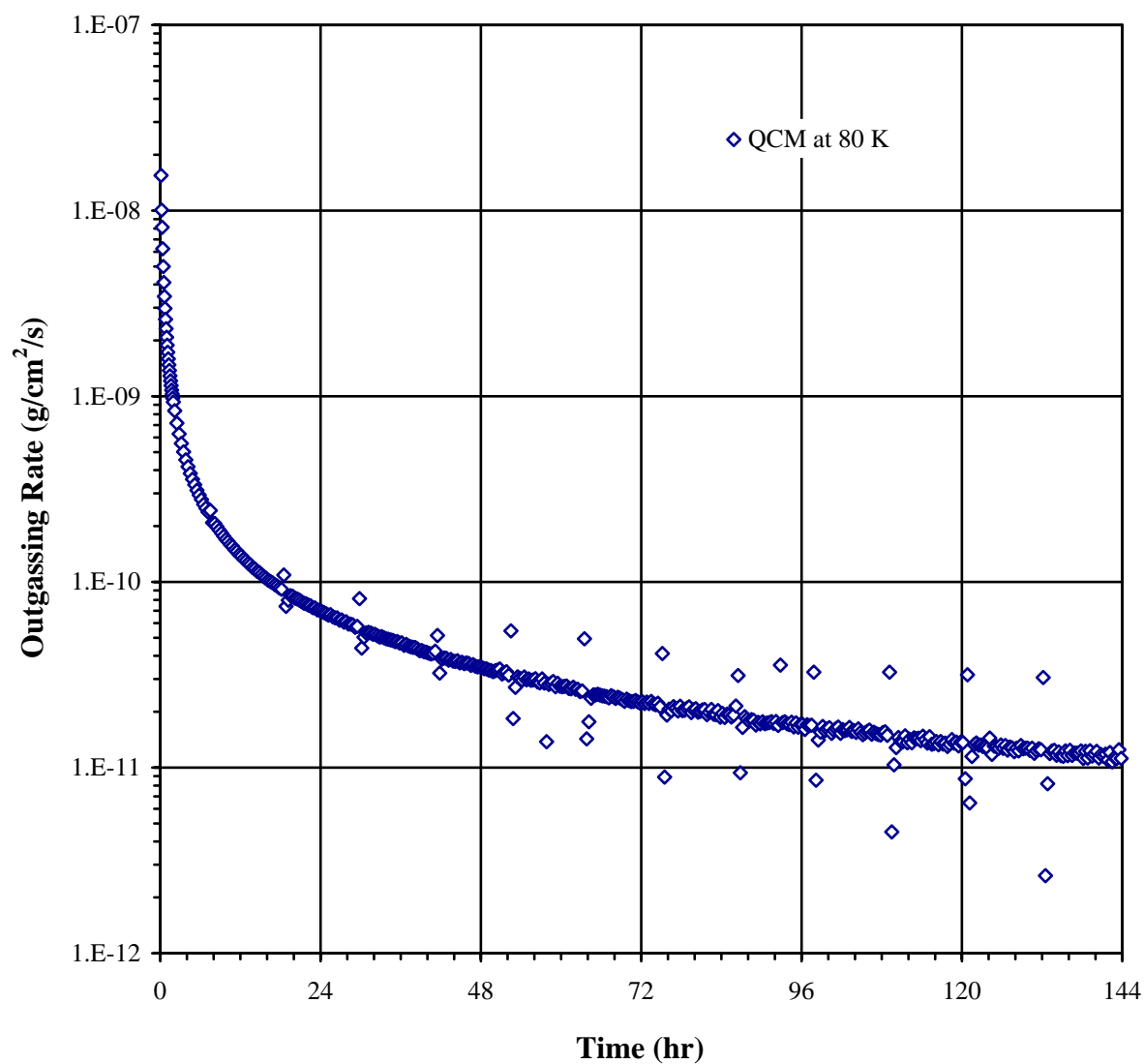


**NOVA #500 Astrowhite Paint at 63°C.**



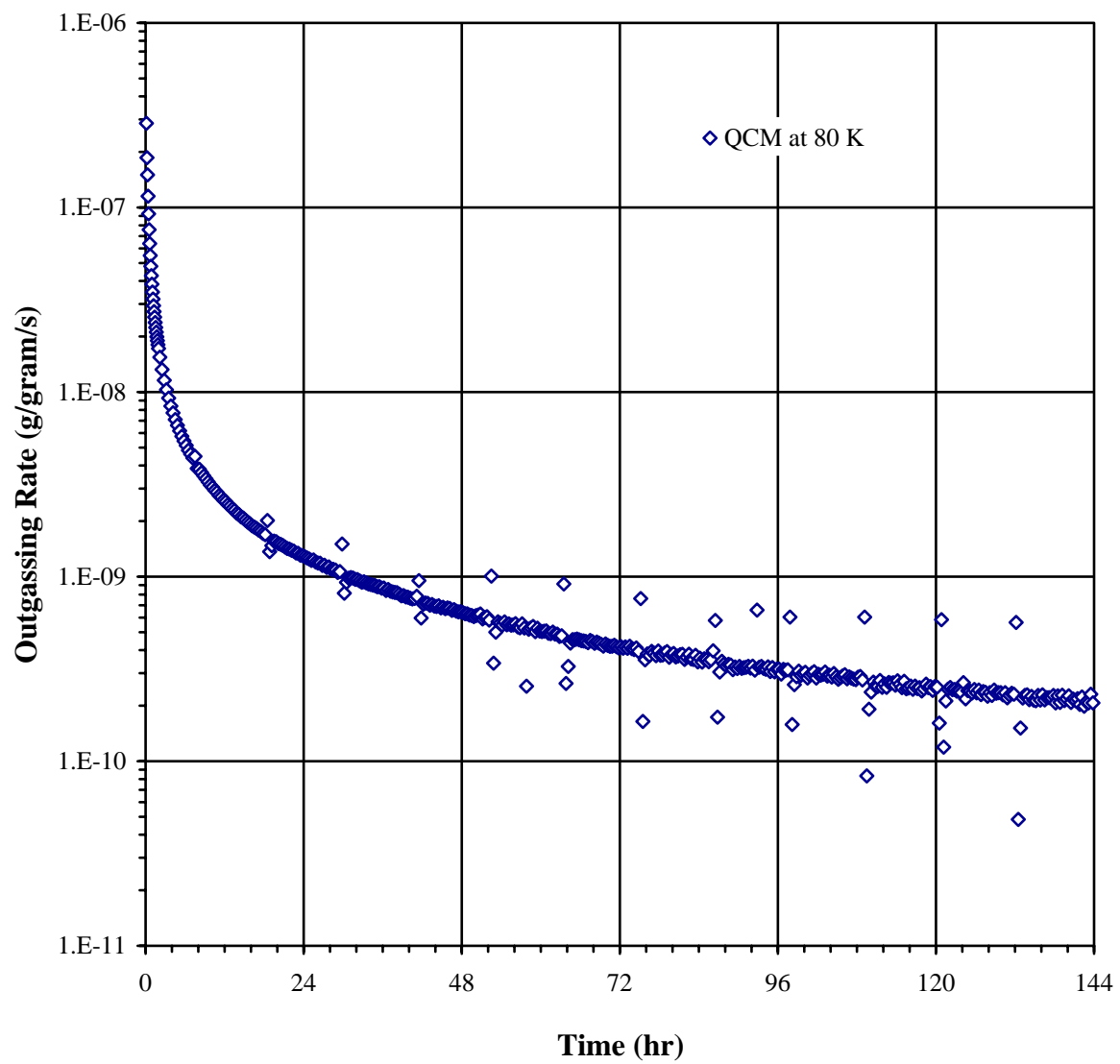
**Fig. 2(b)**

**NOVA #500 Astrowhite Paint at 63°C.**



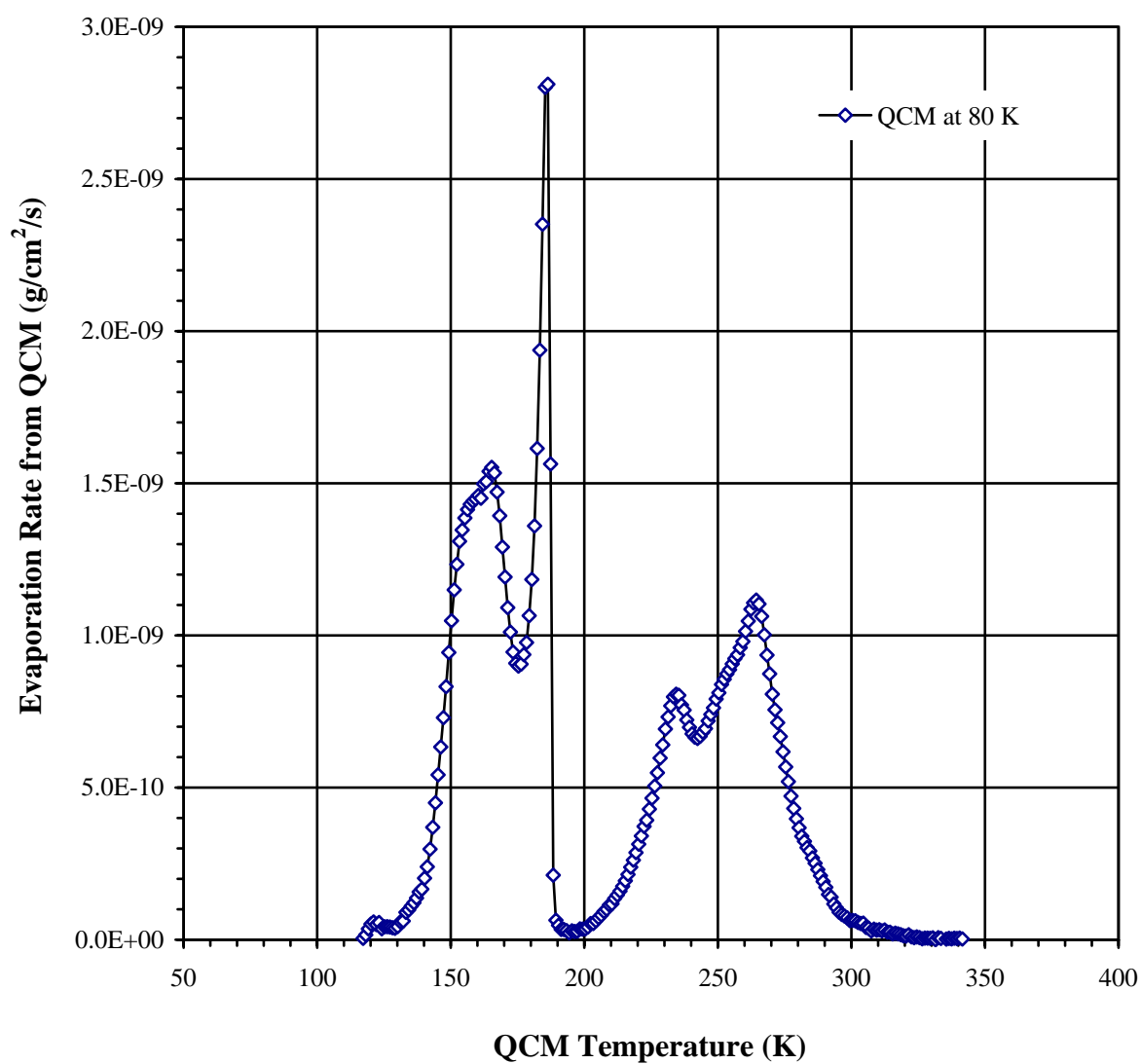
**Fig. 3(a)**

**NOVA #500 Astrowhite Paint at 63°C.**

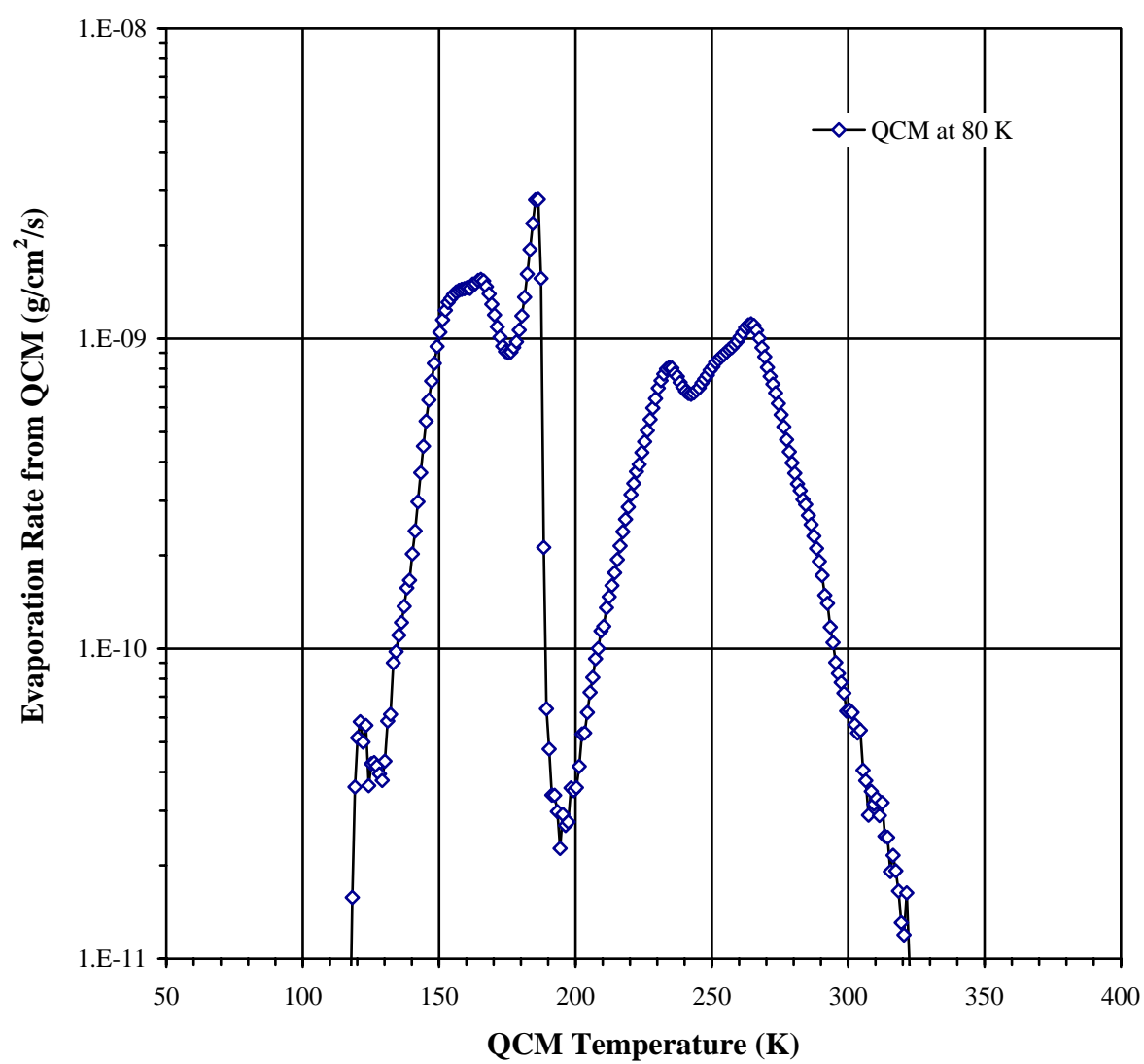


**Fig. 3(b)**

**QTGA after NOVA #500 Astrowhite Paint at 63°C.**



**Fig. 4(a)**

**QTGA after NOVA #500 Astrowhite Paint at 63°C.****Fig. 4(b)**